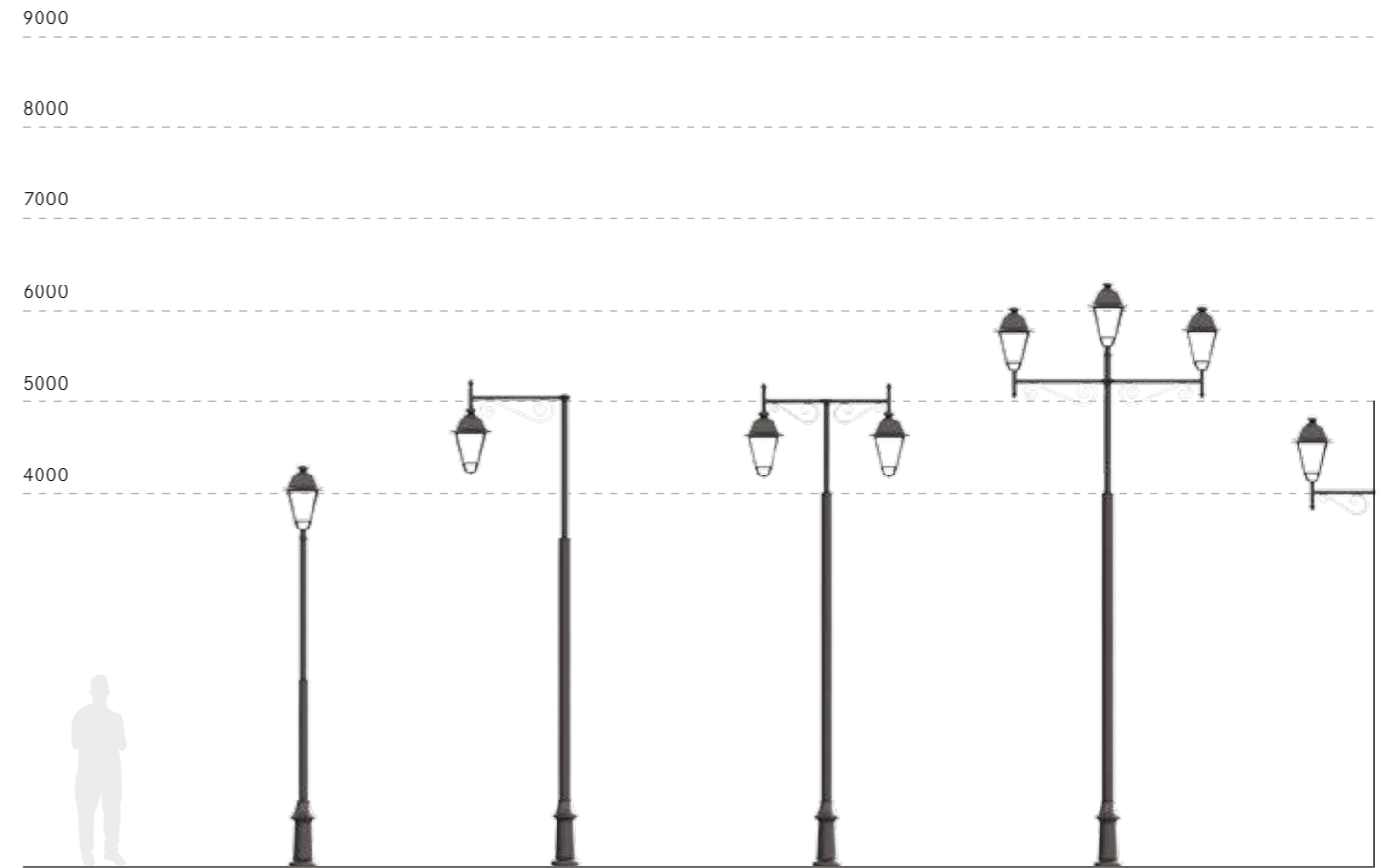




Agathos

Fivep






220-240V 50/60Hz	Tensione di alimentazione <i>Tension nominale</i> Tensión nominal
CL I on request CL II	Classe di isolamento elettrico <i>Classe d'isolation électrique</i> Clase de aislamiento eléctrico
IP66	Grado di protezione <i>Degré de protection</i> Grado de protección
IK08	Protezione contro gli urti <i>Protection antichoc</i> Protección contra impactos
>0.90	Fattore di potenza <i>Facteur de puissance</i> Factor de potencia
10kV	Protezioni da sovratensioni di modo comune <i>Protections contre surtensions de mode commun</i> Protecciones contra sobretensiones de modo común
10kV	Protezioni da sovratensioni di modo differenziale <i>Protections contre surtensions de mode différentiel</i> Protecciones contra sobretensiones de modo diferencial
-30°C +50°C	Temperatura ambiente <i>Température ambiante</i> Temperatura ambiente
Sablé100 Noir	Colori <i>Coloris</i> Colores
Included	Alimentazione elettronica <i>Alimentation électronique</i> Alimentación electrónica
HM3 CLO on request Wireless on request PLC on request 1-10V on request DALI on request Pilot line on request Main voltage variation on request Motion detectors/ brightness on request	Illuminazione intelligente <i>Éclairage intelligent</i> Iluminación inteligente



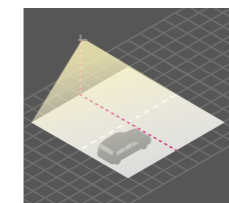
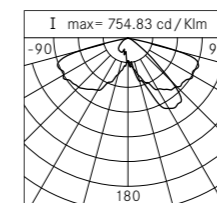
2135-11745 lm	Flusso sorgente <i>Flux source</i> Flujo de la lámpara
ULOR: 0% DLOR: 100%	Cut-Off <i>Cut-Off</i> Cut-Off
4000K 3000K 2200K	Temperatura colore <i>Température de couleur</i> Temperatura de color

≥70 ≥80 on request	Indice di resa cromatica (CRI) <i>Indice de rendu de couleur (IRC)</i> Índice de reproducción cromática (CRI)
>160.000h @700mA @Ta25°C TM21 L80B20	Durata di vita delle sorgenti <i>Durée de vie des sources</i> Vida útil de las lámparas
>160.000h @700mA @Ta25°C TM21 L80B10	

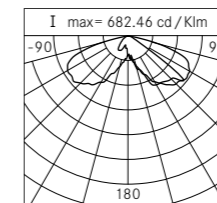
Ottiche asimmetriche stradali
Asymétrique routière optique Óptica asimétrica viaria



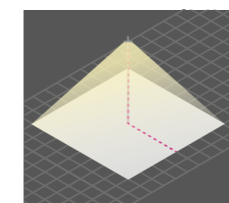
ST-01 (L/H = 0.75)



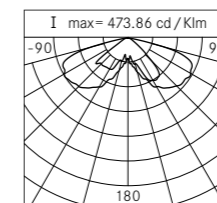
LA-01 (L/H = 1.25)



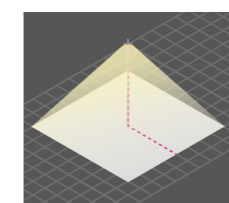
Ottiche Front & Back
Optique Front & Back Óptica Front & Back



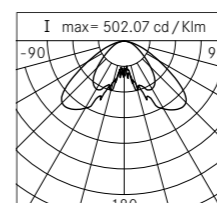
ST-01 (L/H = 0.75) +
LA-01 (L/H = 1.25)



Ottiche comfort
Optique confort Óptica confort

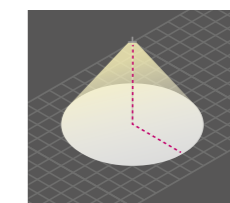


CO-01 (L/H = 1.25)

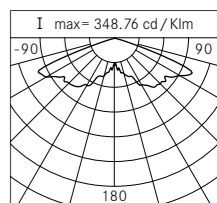


L = Larghezza strada, *Largeur chaussée*, Longitud de la calle
H = Altezza palo, *Hauteur poteau*, Altura punto de luz

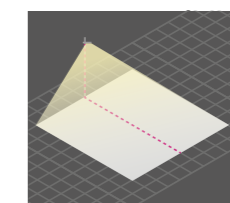
Ottiche rosimmetriche *Roto-symétrique optique* Óptica rosimétrica



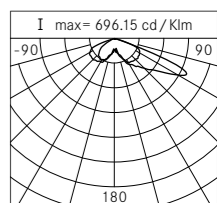
RS-01



Ottiche asimmetriche *Asymétrique optique* Óptica asimétrica



LT-06 (L/H = 2)



Installazione: palo, braccio, parete, soffitto
Installation: *mât, crosse, mur, plafond*
Instalación: poste, brazo, pared, techo

Approfondimento sistemi ottici, *Approfondissement des systèmes optiques*, Profundización de los sistemas ópticos P. 308
Approfondimento sistemi di smart lighting, *Approfondir les systèmes d'éclairage intelligents*, Profundización de los sistemas de iluminación inteligente P. 310

Agathos



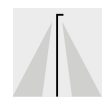
Sistema ottico multilayers
Système optique multicouche
Sistema óptico multicapa



Cut-Off
Cut-Off
Cut-Off

2200K

Luce calda 2200K
Lumière Chaude 2200K
Luz Cálida 2200K



Ottica Front & Back
Optique Front & Back
Óptica Front & Back



Illuminazione intelligente
Éclairage Intelligent
Iluminación Inteligente

lm/W

Maggiore efficienza energetica
Efficacité énergétique majeure
Mayor eficiencia energética

160.000h
L80B20
L80B10

Maggiore durata vita delle sorgenti
Durée de vie plus longue des sources
Mayor vida de las lámparas



Ta -30° C +50° C
Ta -30° C +50° C
Ta -30° C +50° C



Resistenza agenti chimici/atmosferici
Résistance agents chimiques/atmosphériques
Resistencia agentes químicos/atmosféricos



Resistenza sovratensioni fino a 10kV
Résistance surtension jusqu'à 10kV
Resistencia sobretensión de hasta 10kV

CLO

CLO (Constant Lumen Output)
CLO (Constant Lumen Output)
CLO (Constant Lumen Output)



Trasporti ottimizzati
Transport optimisé
Transportes optimizados



Sostituibilità gruppo ottico
Substituabilité groupe optique
Sustituibilidad del grupo óptico



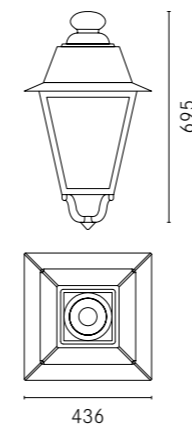
Sostituibilità gruppo alimentazione
Substituabilité unité d'alimentation
Sustituibilidad del grupo de alimentación



220 240V	50 60Hz	CL II	IP66	IK08
-------------	------------	-------	------	------



Agathos UP brackets and poles



Max Weight: 8kg
 Max exposed surface: 0.194m²
 Lateral exposed surface: 0.09m²

Agathos 01AG1						
Led (source flux) Ref. @700mA @4000K						
4035lm 24W	7930lm 48W	11745lm 72W				
B2	C4	D6				
Led (source flux) Ref. @700mA @3000K						
3845lm 24W	7560lm 48W	11200lm 72W				
B2	C4	D6				
mA						
700	525	350	0			
K						
4000	3000	2200*	*Only for 48W and 72W			
0	9	1	Optics LA-01, ST-01, LT-06, CO-01			
Optics						
ST-01	LA-01	LT-06	RS-01	ST-01 + LA-01*	CO-01**	*4035lm + 4035lm
30	31	37	35	76	79	**Only for 7930lm
Colors						
Sablé100						
C						
Smart Lighting						
Preset virtual midnight						
HM3						

Esempio Exemple Ejemplo

01AG1	B2	0	0	35	C	HM3
--------------	-----------	----------	----------	-----------	----------	------------

Accessori Accessoires Accesorios

01AG901C0 - Sablé100

Kit testa palo per pali Ø60mm
 Kit fixation mât Ø60mm
 Kit fijación poste Ø60mm



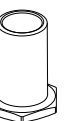
01AG902C0 - Sablé100

Adattatore 3/4" gas per bracci UP & DOWN Ø60mm
 Adaptateur 3/4" gaz avec crosses UP & DOWN Ø60mm
 Adaptador 3/4" gas con brazos UP & DOWN Ø60mm

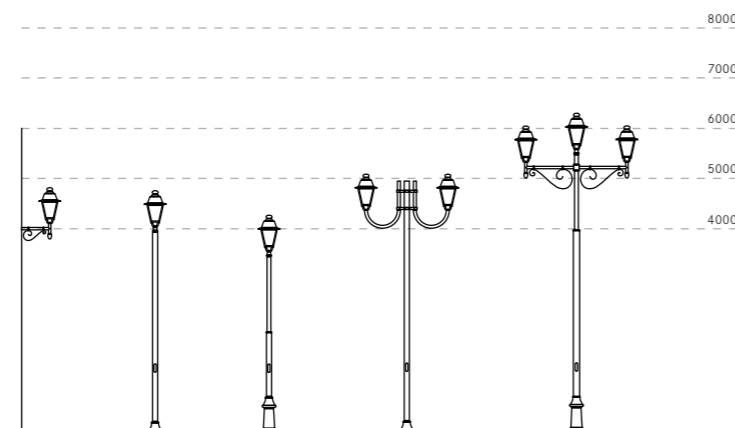


01AG900C0

Kit fissaggio per pali/bracci UP con attacco 3/4" gas femmina
 Kit fixation mât/crosse femelle UP avec 3/4" gaz
 Kit fijación poste/braço femenino UP con 3/4" gas



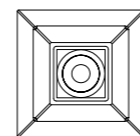

Verifica compatibilità con pali e bracci. Vérifier la compatibilité avec les poteaux et les crosses. Verificar compatibilidad con postes y brazos. P. 316



220 240V	50 60Hz	CL II	IP66	IK08
-------------	------------	-------	------	------



Agathos DOWN brackets and poles

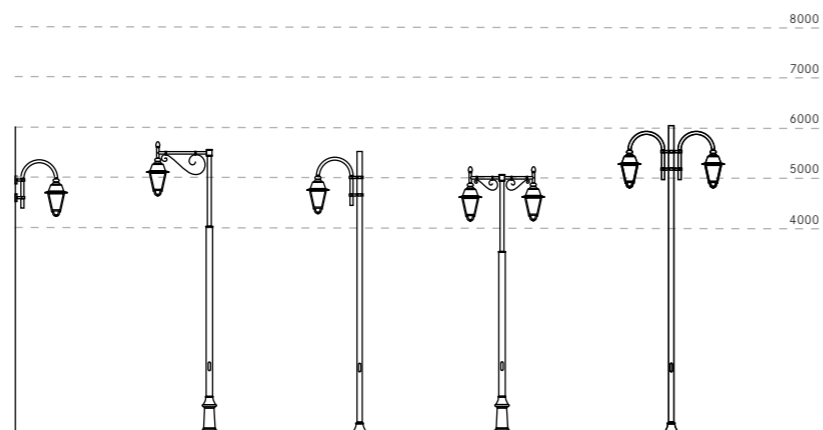


Max Weight: 8kg
 Max exposed surface: 0.194m²
 Lateral exposed surface: 0.09m²

Agathos 01AG3			
Led (source flux) Ref. @700mA @4000K			
4035lm 24W B2	7930lm 48W C4	11745lm 72W D6	
Led (source flux) Ref. @700mA @3000K			
3845lm 24W B2	7560lm 48W C4	11200lm 72W D6	
mA			
700	525	350	0
K			
4000 0	3000 9	2200* 1	*Only for 48W and 72W
Optics			
ST-01 30	LA-01 31	LT-06 37	
Colors			
Sablé100 C			
Smart Lighting			
Preset virtual midnight HM3			

Esempio Exemple Ejemplo

01AG3	B2	0	0	30	C	HM3
--------------	-----------	----------	----------	-----------	----------	------------



Accessori Accessoirs Accesorios

01AG902C0 - Sablé 100

Adattatore 3/4" gas per bracci UP & DOWN Ø60mm
 Adaptateur 3/4" gaz avec crosses UP & DOWN Ø60mm
 Adaptador 3/4" gas con brazos UP & DOWN Ø60mm

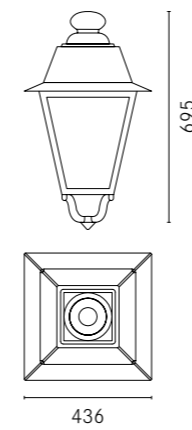
Verifica compatibilità con pali e bracci. Vérifier la compatibilité avec les poteaux et les crosses. Verificar compatibilidad con postes y brazos. P. 316



220 240V	50 60Hz	CL II	IP66	IK08
-------------	------------	-------	------	------



Agathos DOWN ceiling



Max Weight: 8kg
 Max exposed surface: 0.194m²
 Lateral exposed surface: 0.09m²

Agathos
01AG3

Led (source flux) Ref. @700mA @4000K

4035lm 24W	7930lm 48W
B2	C4

Led (source flux) Ref. @700mA @3000K

3845lm 24W	7560lm 48W
B2	C4

mA

700	525	350
0		

K

4000	3000	2200*	*Only for 48W and 72W
0	9	1	

Optics

RS-01
35

Colors

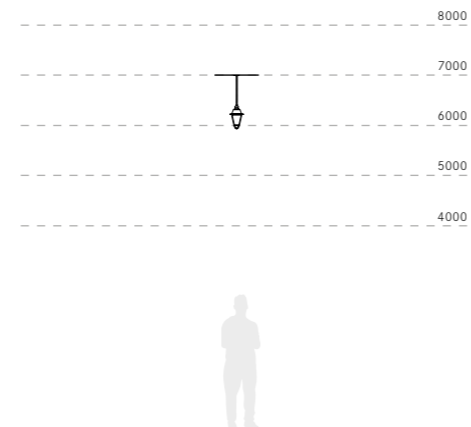
Sablé100
C

Smart Lighting

Preset virtual midnight
HM3

Esempio Exemple Ejemplo

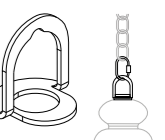
01AG3	B2	0	0	35	C	HM3
--------------	-----------	----------	----------	-----------	----------	------------



Accessori Accessoire Accesorios

01AG903C0

Gancio per sospensione su catena (non compresa)
 Kit fixation pour suspension par chaîne (non incluse)
 Kit de fijación para suspensión con cadeneta (no incluida)




Accessori *Accessoires* Accesorios Agathos UP

01AG924C0 - Sablé100

B64-P Braccio per parete UP L 600mm

B64-P Crosse mural UP L 600mm

B64-P Brazo de pared UP L 600mm



01AG914C0 - Sablé100

B64 Braccio UP L 670mm per palo rastremato Ø127-76mm

B64 Crosse UP L 670mm pour mât fuselé Ø127-76mm

B64 Brazo UP L 670mm para poste ahusado Ø127-76mm




01AG918C0 - Sablé100

B68 Braccio doppio UP 2xL 670mm per palo rastremato Ø127-76mm

B68 Crosse UP 2xL 670mm pour mât fuselé Ø127-76mm

B68 Brazo UP 2xL 670mm para poste ahusado Ø127-76mm



01AG925C0 - Sablé100

B65-P Braccio per parete UP L 1000mm

B65-P Crosse mural UP L 1000mm

B65-P Brazo de pared UP L 1000mm



01AG915C0 - Sablé100

B65 Braccio UP L 1000mm per palo rastremato Ø127-76mm

B65 Crosse UP L 1000mm pour mât fuselé Ø127-76mm

B65 Brazo UP L 1000mm para poste ahusado Ø127-76mm

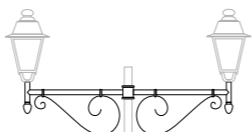


01AG919C0 - Sablé100

B69 Braccio doppio UP 2xL 1000mm per palo rastremato Ø127-76mm

B69 Crosse UP 2xL 1000mm pour mât fuselé Ø127-76mm

B69 Brazo UP 2xL 1000mm para poste ahusado Ø127-76mm

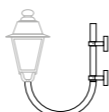


01AG922C0 - Sablé100

B60-P Braccio per parete UP L 810mm

B60-P Crosse mural UP L 810mm

B60-P Brazo de pared UP L 810mm

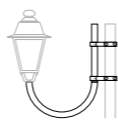


01AG910C0 - Sablé100

B60 Braccio pastorale UP L 810mm per palo cilindrico Ø102mm

B60 Crosse UP L 810mm pour mât cylindrique Ø102mm

B60 Brazo UP L 810mm para poste cilíndrico Ø102mm

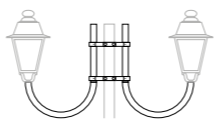


01AG911C0 - Sablé100

B61 Braccio pastorale doppio UP 2xL 810mm per palo cilindrico Ø102mm

B61 Crosse UP 2xL 810mm pour mât cylindrique Ø102mm

B61 Brazo UP 2xL 810mm para poste cilíndrico Ø102mm

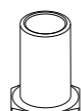


01AG900C0

Kit fissaggio per pali / bracci UP con attacco 3/4" gas femmina

Kit fixation mât / crosse femelle UP avec 3/4" gaz

Kit fijación poste / brazo femenino UP con 3/4" gas



Accessori *Accessoires* Accesorios Agathos DOWN

01AG926C0 - Sablé100

B66-P Braccio per parete DOWN L 600mm

B66-P Crosse mural DOWN L 600mm

B66-P Brazo de pared DOWN L 600mm

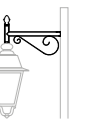


01AG916C0 - Sablé100

B66 Braccio DOWN L 670mm per palo rastremato Ø127-76mm

B66 Crosse DOWN L 670mm pour mât fuselé Ø127-76mm

B66 Brazo DOWN L 670mm para poste ahusado Ø127-76mm




01AG920C0 - Sablé100

B70 Braccio doppio DOWN 2xL 670mm per palo rastremato Ø127-76mm

B70 Crosse DOWN 2xL 670mm pour mât fuselé Ø127-76mm

B70 Brazo DOWN 2xL 670mm para poste ahusado Ø127-76mm



01AG927C0 - Sablé100

B67-P Braccio per parete DOWN L 1000mm

B67-P Crosse mural DOWN L 1000mm

B67-P Brazo de pared DOWN L 1000mm

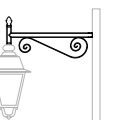


01AG917C0 - Sablé100

B67 Braccio DOWN L 1000mm per palo rastremato Ø127-76mm

B67 Crosse DOWN L 1000mm pour mât fuselé Ø127-76mm

B67 Brazo DOWN L 1000mm para poste ahusado Ø127-76mm

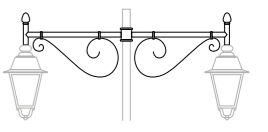


01AG921C0 - Sablé100

B71 Braccio doppio DOWN 2xL 1000mm per palo rastremato Ø127-76mm

B71 Crosse DOWN 2xL 1000mm pour mât fuselé Ø127-76mm

B71 Brazo DOWN 2xL 1000mm para poste ahusado Ø127-76mm

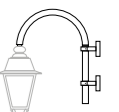


01AG923C0 - Sablé100

B62-P Braccio per parete DOWN L 810mm

B62-P Crosse mural DOWN L 810mm

B62-P Brazo de pared DOWN L 810mm



01AG912C0 - Sablé100

B62 Braccio pastorale DOWN L 810mm per palo cilindrico Ø102mm

B62 Crosse DOWN L 810mm pour mât cylindrique Ø102mm

B62 Brazo DOWN L 810mm para poste cilíndrico Ø102mm

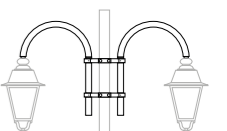


01AG913C0 - Sablé100

B63 Braccio pastorale doppio DOWN 2xL 810mm per palo cilindrico Ø102mm

B63 Crosse DOWN 2xL 810mm pour mât cylindrique Ø102mm

B63 Brazo DOWN 2xL 810mm para poste cilíndrico Ø102mm



Agathos

Accessori Accessoires Accesorios Agathos

01AK970C0 - Sablé 100

Collarino per pali Ø102-76 mm

Col du mât Ø102-76 mm

Cuello para poste Ø102-76 mm

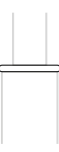


01AK971C0 - Sablé 100

Collarino per pali Ø127-76 mm

Col du mât Ø127-76 mm

Cuello para poste Ø127-76 mm



01AK972C0 - Sablé 100

Basamento basso Ø102 mm

Base inférieure Ø102 mm

Base inferior Ø102 mm

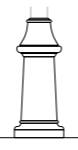


01AK973C0 - Sablé 100

Basamento alto Ø102-76 mm

Base supérieure Ø102-76 mm

Base superior Ø102-76 mm



01AK974C0 - Sablé 100

Basamento alto Ø127-76 mm

Base supérieure Ø127-76 mm

Base superior Ø127-76 mm

