

K4 ARCHITECTURAL LUMINAIRE

Single emission

■ **Led power & output - Tc 25°C**

2.3W - 4000K - **220 lm** - 220-240V 50/60Hz

2.3W - 3000K - **220 lm** - 220-240V 50/60Hz

■ **Luminaire power & output - Ta 25°C**

3.8W - 4000K - **120 lm** - 220-240V 50/60Hz

3.8W - 3000K - **120 lm** - 220-240V 50/60Hz

Double emission

■ **Led power & output - Tc 25°C**

4.6W - 4000K - **460 lm** - 220-240V 50/60Hz

4.6W - 3000K - **460 lm** - 220-240V 50/60Hz



■ **Luminaire power & output - Ta 25°C**

6.4W - 4000K - **160 lm** - 220-240V 50/60Hz

6.4W - 3000K - **160 lm** - 220-240V 50/60Hz



Step MacAdam 4
Lifetime: 30Kh



Surface installation



IP65
Protection degree



Impact resistance
IK08



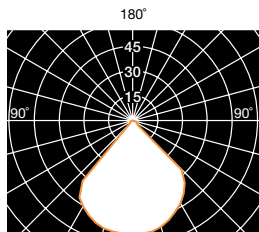
3
Year warranty



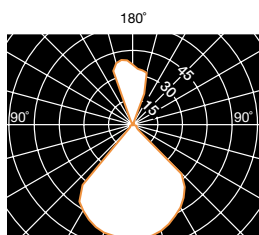
RG1
Photobiological risk



Colour rendering index
CRI ≥80



Single emission



Double emission



K4

LED's luminaire for 220-240V 50/60Hz supply tension

Technical details

- Architectural luminaire for wall mounting
- 2 sizes: 80mm (only single emission), 150mm (only double emission)
- Silicone gaskets
- Polyester powder coating after a treatment specific for weathering resistance
- A2 stainless steel screws

Housing

- Anodised and painted die-cast aluminium housing

Diffuser

- Flat, transparent, tempered glass diffuser

Single emission optics

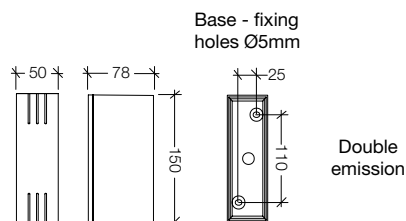
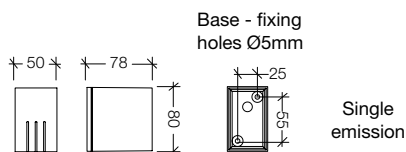
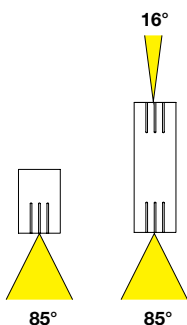
- Beam 85° down

Double emission optics

- Beam 85° down and 16° up

Base

- Anodised and painted die-cast aluminium base



SINGLE EMISSION

Dimensions	Power	White RAL 9003	Anthracite RAL 7016 textured	Metallic grey RAL 9006
80x78x50mm	■ 2.3W 4000K 220 lm	0154.182B	0154.182S	0154.182M
	■ 2.3W 3000K 220 lm	0154.184B	0154.184S	0154.184M

DOUBLE EMISSION

Dimensions	Power	White RAL 9003	Anthracite RAL 7016 textured	Metallic grey RAL 9006
150x78x50mm	■ 4.6W 4000K 460 lm	0155.182B	0155.182S	0155.182M
	■ 4.6W 3000K 460 lm	0155.184B	0155.184S	0155.184M

