

(IT)

Plafoniera, applique, incasso e bollard a luce indiretta.

Un sistema completo per illuminazione esterna e interna proposto in tre differenti dimensioni, dotato esclusivamente di sorgenti LED ad alta efficienza e lunga durata.

Il design del prodotto e l'alta tecnologia dei sistemi ottici a luce riflessa garantiscono un elevato grado di comfort visivo.

Plafoniera e applique disponibile in tre taglie diametro 240 mm, 340 mm e 480 mm.

Colori: bianca e bianca/nera.

Corpo e supporto led in pressofusione di lega d'alluminio.

Le versioni bollard sono in classe di isolamento II e sono di colore sablé 100 noir.

Ottica simmetrica diffondente realizzata con lente TIR anulare in PMMA combinata a riflettore indiretto bianco diffondente.

Sorgenti LED con flusso totale 1000 - 1800 -3600 lm, con temperatura colore cool e warm white.

Gli apparecchi sono forniti completi di circuito LED 24V in corrente continua.

Driver di alimentazione integrato.

(UK)

*Ceiling mounted, wall-mounted, recessed or bollard indirect light system.*

*A complete indoor and outdoor lighting system in three different sizes and fitted with high efficiency, long-lasting LEDs only.*

*The design of the product and the advanced technology of its reflected light optic systems guarantee a high degree of visual comfort.*

*Ceiling and wall-mounted versions available in three diameter sizes: 240 mm, 340 mm e 480 mm.*

*Colours: white and white/black.*

*Body and LED bracket made of die-cast, aluminium alloy.*

*Are isolation class II and coloured sablé 100 noir.*

*Symmetrical diffusing optic with a PMMA ring-shaped TIR lens combined with an indirect white diffusing reflector.*

*LEDs with a total flux of 1000 - 1800*

*-3600 lm, with cool and warm white color temperature.*

*The luminaires come complete with a 24V DC LED circuit.*

*Integrated power supply driver.*

(DE)

Decken-, Wand-, Einbau- und Pollerleuchte mit indirektem Licht.

Ein vollständiges System für die Außen- und Innenbeleuchtung, das in drei verschiedenen Größen angeboten wird und ausschließlich mit hochleistungsfähigen und langlebigen LED-Lichtquellen ausgerüstet ist.

Das Design des Produkts und die ausgefeilte Technologie der optischen Systeme mit reflektiertem Licht garantieren einen hohen Sehkomfort.

Decken- und Wandleuchte erhältlich in drei Größen, Durchmesser 240mm, 340mm und 480mm.

Farben: weiß und weiß/schwarz.

Gehäuse und LED-Halterung aus Aluminiumlegierung-Druckguss.

Die Version Pollerleuchte sind in II und Farbe Sablé 100 Noir gehalten.

Symmetrisch breitstrahlende Optik realisiert mit ringförmiger TIR-Linse aus PMMA kombiniert mit indirektem weiß-breitstrahlendem Reflektor.


LED-Leuchtquelle mit Gesamtfluss 1000 - 1800 - 3600lm, mit Farbtemperatur Cool und Warm White.

Die Leuchten werden vollständig mit LED 24V-Stromkreislauf in Gleichstrom ausgeliefert.

Eingebauter Driver.


# EKLEIPSIS

Design by R&S Cariboni Lite

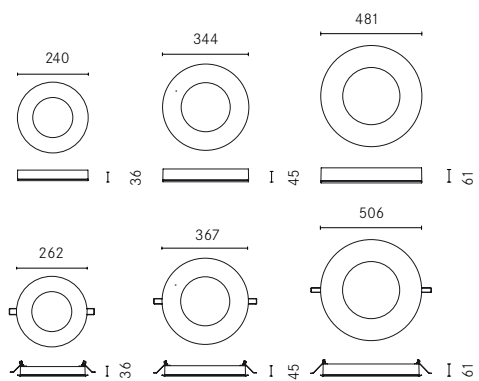








EKLEIPSIS





Versione superficie *Surface mounted version* Anbauvariante

**Small**

**06EK1D6300\_**

LED	12W	1000lm	4000 K	
-----	-----	--------	--------	--

**06EK1D6390\_**

LED	12W	1000lm	3000 K	
-----	-----	--------	--------	--

**Medium**

**06EK1H2300\_**

LED	19W	1800lm	4000 K	
-----	-----	--------	--------	--

**06EK1H2390\_**

LED	19W	1800lm	3000 K	
-----	-----	--------	--------	--

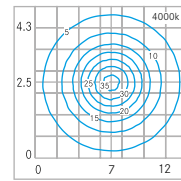
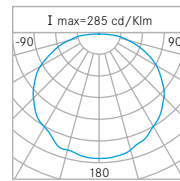
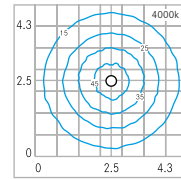
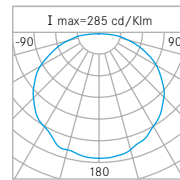
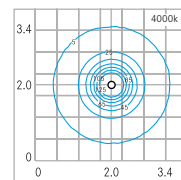
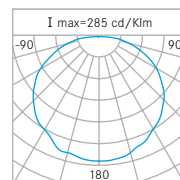
**Large**

**06EK1O0300\_**

LED	45W	3600lm	4000 K	
-----	-----	--------	--------	--

**06EK1O0390\_**

LED	45W	3600lm	3000 K	
-----	-----	--------	--------	--



Versione incasso *Recessed version* Einbauvariante

**Small**

**06EK2D6300\_**

LED	12W	1000lm	4000 K	
-----	-----	--------	--------	--

**06EK2D6390\_**

LED	12W	1000lm	3000 K	
-----	-----	--------	--------	--

**Medium**

**06EK2H2300\_**

LED	19W	1800lm	4000 K	
-----	-----	--------	--------	--

**06EK2H2390\_**

LED	19W	1800lm	3000 K	
-----	-----	--------	--------	--

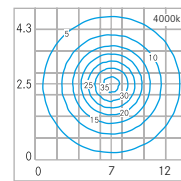
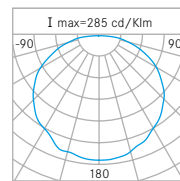
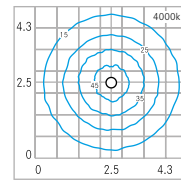
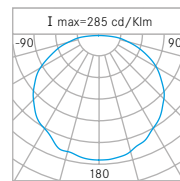
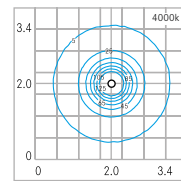
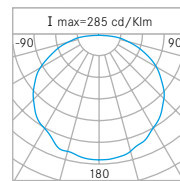
**Large**

**06EK2O0300\_**

LED	45W	3600lm	4000 K	
-----	-----	--------	--------	--

**06EK2O0390\_**

LED	45W	3600lm	3000 K	
-----	-----	--------	--------	--



Per definizione colore al codice aggiungere :

In order to define the colour, add the letter:

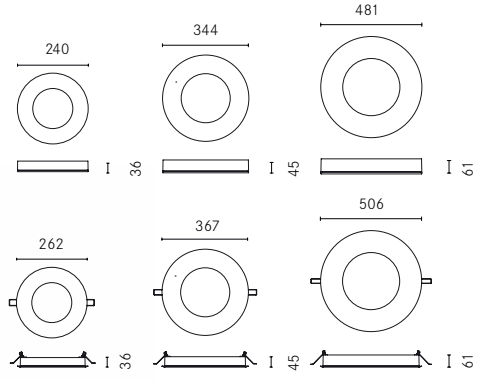
Um die Farbe zu bestimmen, fügen Sie die Buchstabe hinzu:

B = Nero RAL9005 Black RAL 9005 Schwarz RAL 9005

D = Bianco RAL 9003 White Ral 9003 Weiß RAL9003



EKLEIPSIS





Versione superficie *Surface mounted version* Anbauvariante

**Small**

**06EK1D6300\_**

LED	12W	1000lm	4000 K	
-----	-----	--------	--------	--

**06EK1D6390\_**

LED	12W	1000lm	3000 K	
-----	-----	--------	--------	--

**Medium**

**06EK1H2300\_**

LED	19W	1800lm	4000 K	
-----	-----	--------	--------	--

**06EK1H2390\_**

LED	19W	1800lm	3000 K	
-----	-----	--------	--------	--

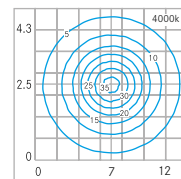
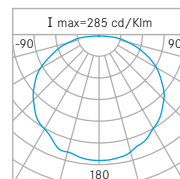
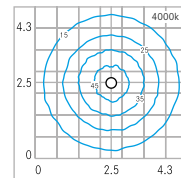
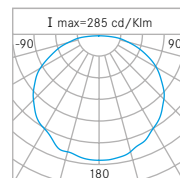
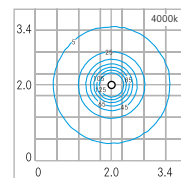
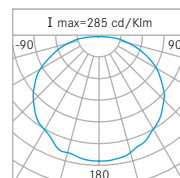
**Large**

**06EK1O0300\_**

LED	45W	3600lm	4000 K	
-----	-----	--------	--------	--

**06EK1O0390\_**

LED	45W	3600lm	3000 K	
-----	-----	--------	--------	--



Versione incasso *Recessed version* Einbauvariante

**Small**

**06EK2D6300\_**

LED	12W	1000lm	4000 K	
-----	-----	--------	--------	--

**06EK2D6390\_**

LED	12W	1000lm	3000 K	
-----	-----	--------	--------	--

**Medium**

**06EK2H2300\_**

LED	19W	1800lm	4000 K	
-----	-----	--------	--------	--

**06EK2H2390\_**

LED	19W	1800lm	3000 K	
-----	-----	--------	--------	--

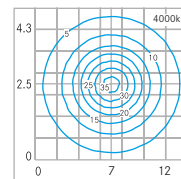
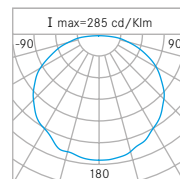
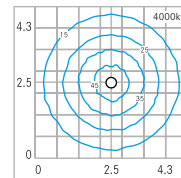
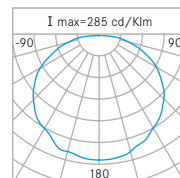
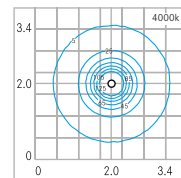
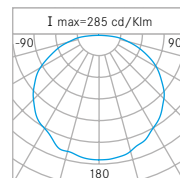
**Large**

**06EK2O0300\_**

LED	45W	3600lm	4000 K	
-----	-----	--------	--------	--

**06EK2O0390\_**

LED	45W	3600lm	3000 K	
-----	-----	--------	--------	--



**Per definizione colore al codice aggiungere :**

**In order to define the colour, add the letter:**

**Um die Farbe zu bestimmen, fügen Sie die Buchstabe hinzu:**

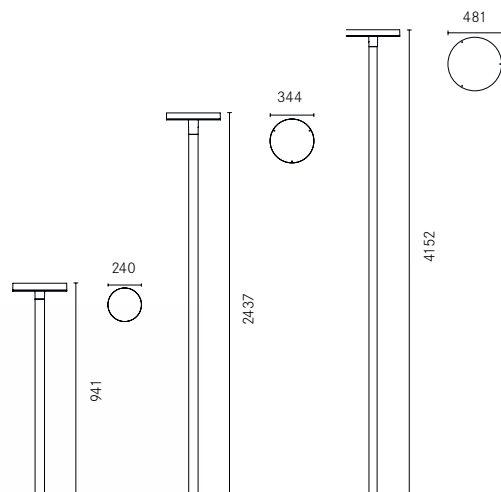
**B = Nero RAL9005 Black RAL 9005 Schwarz RAL 9005**


**D = Bianco RAL 9003 White Ral 9003 Weiß RAL9003**





EKLEIPSIS BOLLARD

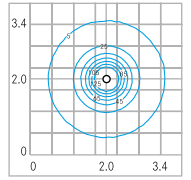
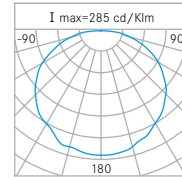




**Small**

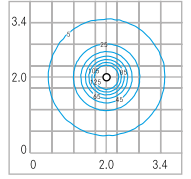
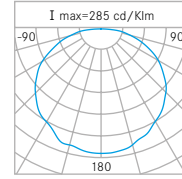
**06EK3D6300C**

LED 12W 1000lm 4000 K



**06EK3D6390C**

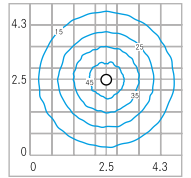
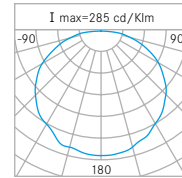
LED 12W 1000lm 3000 K



**Medium\***

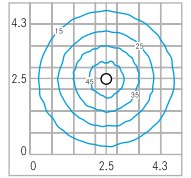
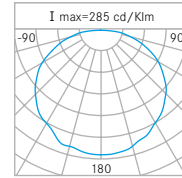
**06EK3H2300C**

LED 19W 1800lm 4000 K



**06EK3H2390C**

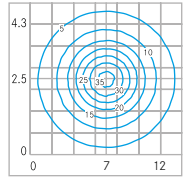
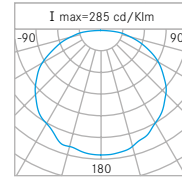
LED 19W 1800lm 3000 K



**Large\***

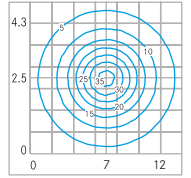
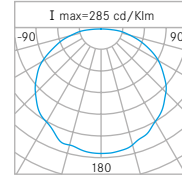
**06EK3O0300C**

LED 45W 3600lm 4000 K



**06EK3O0390C**

LED 45W 3600lm 3000 K



\* Palo da ordinare separatamente  
 \* Pole should be purchased separately  
 \* Mast separat zu bestellen